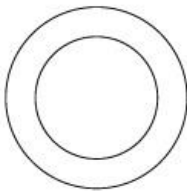


# HOW TO MAKE A WREATH

## CHOOSE WREATH FORM:



STYROFOAM



GRAPEVINE



STRAW



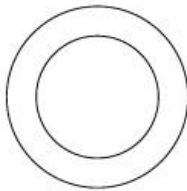
WIRE



WIRE HANGER

## ADD GREENERY/GARLAND

(CAN EITHER ATTACH LEAVES INDIVIDUALLY  
OR WRAP A GARLAND AROUND THE WREATH FORM).  
CAN ALSO WIRE WRAP EVERGREEN PIECES.



+



=



## ADD ADDITIONAL ADORNMENTS LIKE FLORALS, BAUBLES, CHRISTMAS PICKS, RIBBON, ETC:




favecrafts



For more projects, tips, and inspiration, visit [www.favecrafts.com](http://www.favecrafts.com)

---

**CHOOSE YOUR WREATH HANGER! EITHER RIBBON,  
AN OVER THE DOOR HOOK, NAIL IN THE WALL, ETC:**



**VOILÀ! YOU HAVE YOUR  
OWN DIY WREATH!**

**favecrafts**



For more projects, tips, and inspiration, visit [www.favecrafts.com](http://www.favecrafts.com)