




Baby Shower

Pick a Venue




When it comes to location, at home showers are great for smaller parties. If you have a large guest list, the mother-to-be's favorite local restaurant would also make a great option. When you are planning a baby shower, deciding to rent a space can be one of your biggest expenses. Consider having your party at home, at your church, or even outside, should the weather permit.

Set a Date & Time



Talk with the mother-to-be and decide on the perfect date. While showers traditionally occur during the final months of pregnancy, many mothers prefer to have the shower during the second trimester.

Send Out DIY Cards



Handmade shower invitations are a great way to cut costs when it comes to the shower budget. Let your chosen theme guide you, or find something perfectly personalized that the mother-to-be will love.

Create a Theme



Establishing a baby shower theme will create a greater amount of festivity. If you decide that a theme is not your thing, stick to simple decorations that follow a color scheme the mother likes or the colors of the nursery.

Plan a Menu





It's important to feed your guests! Every great party features an even greater list of menu items. Baby shower finger food is a classic option to depend on. However, larger entrees are ideal for evening events. Sangria is a great celebratory drink of choice for most showers, and anyone skipping alcohol can have an alcohol-free version.

Decorate




This is where your shower theme comes in handy! Let your theme dictate your DIY baby shower decorations, and this part of planning will be a cinch! Don't worry if you're not sticking to a specific theme.

Provide Games



Obviously opening gifts is the major form of baby shower entertainment, but handmade baby shower games are a very close second! Free baby shower games can be found all over the internet making party games as simple to plan as connecting to your printer.

Give Out Party Favors



Don't send your guests home without a favor; this is one of the most common baby shower faux pas. DIY favors are cost-friendly and simple to plan out. After your guests shower the mother-to-be, a simple favor will say, "Thank you."